



## Hitouch 5

HN18-72HT

540-560W

### MONO PERC

Bifacial Module

21.68%

Maximum Efficiency

15 YEARS

Product Warranty



#### Higher Power Output

Higher module conversion efficiency benefit from bigger wafer and half-cell structure.

MBB technology enhances current collection with lower series resistance.



#### Excellent Temperature Coefficient

Lower operating temperature and temperature coefficient increases the power output.



#### Long-Term Reliability

Module certified to withstand extreme wind (2400 Pascal) and snow loads (5400 Pascal).

Excellent anti-PID performance to guarantee a better sustainability in harsh environment.

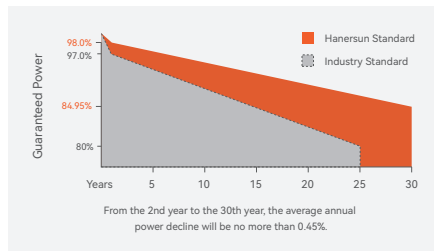


#### Lower Hot Spot and Crack Risk

Reduce hot-spot risk with optimized electrical design and lower operating current.

Reduce crack risk by MBB solar cell design.

#### Power Warranty



15-year product warranty



30-year linear power output warranty

#### Comprehensive Certificates

IEC 61215-1:2016, IEC 61215-1-1:2016  
IEC 61215-2:2016, IEC 61730-1:2016  
IEC 61730-2:2016



#### About Hanersun

Hanersun is a world-leading energy technology company, with a business scope from the R&D and intelligent manufacturing of solar modules, energy storage products, to comprehensive energy solutions.

**Electrical Characteristics**

Module Type	HN18-72HT540W		HN18-72HT545W		HN18-72HT550W		HN18-72HT555W		HN18-72HT560W	
	STC	NMOT	STC	NMOT	STC	NMOT	STC	NMOT	STC	NMOT
Maximum Power (Pmax)	540	408	545	412	550	416	555	420	560	424
Maximum Power Voltage (Vmp)	41.64	38.89	41.80	39.20	41.96	39.39	42.26	39.69	42.50	39.86
Maximum Power Current (Imp)	12.97	10.47	13.04	10.51	13.11	10.55	13.14	10.59	13.18	10.64
Open-circuit Voltage (Voc)	49.60	46.34	49.75	46.55	49.90	46.66	50.20	46.88	50.40	47.08
Short-circuit Current (Isc)	13.86	11.09	13.93	11.13	14.00	11.18	14.04	11.24	14.10	11.30
Module Efficiency(%)	20.90%		21.10%		21.29%		21.48%		21.68%	

STC: Irradiance 1000W/m<sup>2</sup>, Cell Temperature 25°C, Air Mass AM1.5.

NMOT: Irradiance at 800W/m<sup>2</sup>, Ambient Temperature 20°C, Wind Speed 1m/s.

\*Measuring tolerance: 0 ~ +5W

**Electrical Characteristics with 10% Solar Irradiation Ratio**

Module Type	HN18-72HT540W	HN18-72HT545W	HN18-72HT550W	HN18-72HT555W	HN18-72HT560W
Maximum Power (Pmax)	578	583	589	594	599
Maximum Power Voltage (Vmp)	42.24	42.43	42.67	42.89	43.09
Maximum Power Current (Imp)	13.69	13.74	13.79	13.85	13.91
Open-circuit Voltage (Voc)	49.93	50.03	50.21	50.41	50.61
Short-circuit Current (Isc)	14.50	14.56	14.63	14.68	14.73

**Mechanical Parameters**

Solar Cells	Monocrystalline (182mm)
Module Dimensions	2278*1134*30mm
Glass	2mm-2mm
Frame	Anodized Aluminium Alloy
Output Cable	4.0mm <sup>2</sup> , 300/300mm

No. of Cells	144 [2 x (12 x 6) ]
Weight	31.5kg
Encapsulant Material	EVA/POE
J-Box	IP68
Connector	MC4 Compatible

**Temperature Ratings**

NMOT (Nominal operating cell temperature)	45°C(±2°C)
Temperature Coefficient of Pmax	-0.350%/°C
Temperature Coefficient of Voc	-0.275%/°C
Temperature Coefficient of Isc	+0.045%/°C

(Do not connect Fuse in Combiner Box with two or more strings in parallel connection)

**Operating Parameters**

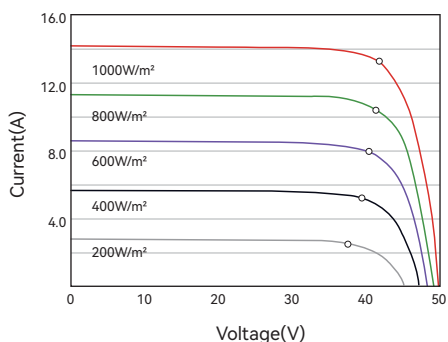
Operational Temperature	-40°C~+85°C
Maximum System Voltage	1500V DC (IEC)
Maximum Series Fuse Rating	30A
Bifaciality	75%-80%

**Packaging**

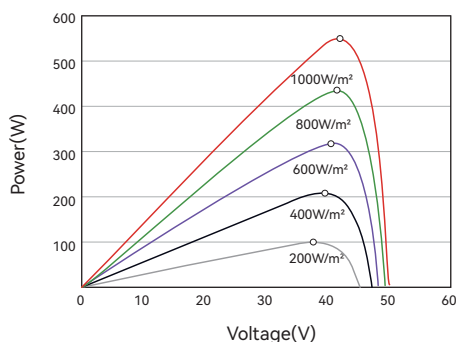
Pcs per Pallet: 36

Pcs per 40' HC: 720


**I-V Curves of PV Module (550W)**



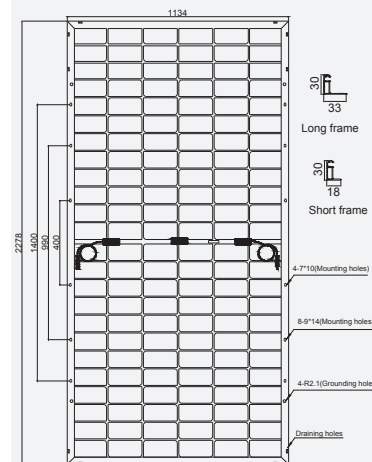
**P-V Curves of PV Module (550W)**



**Dimensions (Unit: mm)**



Front View



Back View